

MONTHLY REPORT OF DISBURSEMENTS
For the month of April 1-30, 2024

Department : Department of Environment and Natural Resources (DENR)
 Agency/Entity : Office of the Secretary
 Operating Unit : Regional Office XIII Consolidated
 Organization Code : 10 001 0300016
 Fund Cluster : 01 Regular Agency Fund


Particulars	Current Year Budget					Prior Year's Budget											SUB-TOTAL	Trust Liabilities				Grand Total				Remarks	
	PS	MOOE	FinEx	CO	TOTAL 6=(2+3+4+5)	Prior Year's Accounts Payable					Current Year's Accounts Payable					TOTAL 17=(11+16)		PS	MOOE	CO	TOTAL 22=(19+20+21)	PS	MOOE	FinEx	CO		TOTAL 27=(23+24+25+26)
						PS	MOOE	FinEx	CO	Sub-Total 11=(7+8+9+10)	PS	MOOE	FinEx	CO	Sub-Total 15=12+13+14+15												
CASH DISBURSEMENTS	37,795,587.33	19,551,529.42	0.00	15,418,162.62	72,765,279.37	97,406.58	1,420,738.67	0.00	791,267.38	2,309,412.63	0.00	666,532.75	0.00	0.00	666,532.75	2,975,945.38	75,741,224.75	0.00	0.00	0.00	0.00	37,892,993.91	21,638,800.84	0.00	16,209,430.00	75,741,224.75	
Notice of Cash Allocation (NCA)	37,795,587.33	19,551,529.42	0.00	15,418,162.62	72,765,279.37	97,406.58	1,420,738.67	0.00	791,267.38	2,309,412.63	0.00	666,532.75	0.00	0.00	666,532.75	2,975,945.38	75,741,224.75	0.00	0.00	0.00	0.00	37,892,993.91	21,638,800.84	0.00	16,209,430.00	75,741,224.75	
MDS Checks Issued	2,152,369.61	2,691,568.72	0.00	0.00	4,843,938.33	22,544.53	549,229.71	0.00	0.00	571,774.24	0.00	0.00	0.00	0.00	0.00	571,774.24	5,415,712.57	0.00	0.00	0.00	0.00	2,174,914.14	3,240,798.43	0.00	0.00	5,415,712.57	
Advice to Debit Account	35,643,217.72	16,859,960.70	0.00	15,418,162.62	67,921,341.04	74,862.05	871,508.96	0.00	791,267.38	1,737,638.39	0.00	666,532.75	0.00	0.00	666,532.75	2,404,171.14	70,325,512.18	0.00	0.00	0.00	0.00	35,718,079.77	18,398,002.41	0.00	16,209,430.00	70,325,512.18	
Notice of Transfer Allocations (NTA)	0.00	0.00	0.00	0.00	0.00	0.00	0.00	0.00	0.00	0.00	0.00	0.00	0.00	0.00	0.00	0.00	0.00	0.00	0.00	0.00	0.00	0.00	0.00	0.00	0.00	0.00	0.00
MDS Checks Issued	0.00	0.00	0.00	0.00	0.00	0.00	0.00	0.00	0.00	0.00	0.00	0.00	0.00	0.00	0.00	0.00	0.00	0.00	0.00	0.00	0.00	0.00	0.00	0.00	0.00	0.00	0.00
Advice to Debit Account	0.00	0.00	0.00	0.00	0.00	0.00	0.00	0.00	0.00	0.00	0.00	0.00	0.00	0.00	0.00	0.00	0.00	0.00	0.00	0.00	0.00	0.00	0.00	0.00	0.00	0.00	0.00
Working Fund for FAPs	0.00	0.00	0.00	0.00	0.00	0.00	0.00	0.00	0.00	0.00	0.00	0.00	0.00	0.00	0.00	0.00	0.00	0.00	0.00	0.00	0.00	0.00	0.00	0.00	0.00	0.00	0.00
Cash Disbursement Ceiling (CDC)	0.00	0.00	0.00	0.00	0.00	0.00	0.00	0.00	0.00	0.00	0.00	0.00	0.00	0.00	0.00	0.00	0.00	0.00	0.00	0.00	0.00	0.00	0.00	0.00	0.00	0.00	0.00
TOTAL CASH DISBURSEMENTS	37,795,587.33	19,551,529.42	0.00	15,418,162.62	72,765,279.37	97,406.58	1,420,738.67	0.00	791,267.38	2,309,412.63	0.00	666,532.75	0.00	0.00	666,532.75	2,975,945.38	75,741,224.75	0.00	0.00	0.00	0.00	37,892,993.91	21,638,800.84	0.00	16,209,430.00	75,741,224.75	
NON-CASH DISBURSEMENTS	1,452,577.46	335,419.82	0.00	701,400.86	2,489,398.14	1,111.21	72,990.65	0.00	70,195.27	144,297.13	0.00	35,133.93	0.00	0.00	144,297.13	2,633,695.27	0.00	0.00	0.00	0.00	1,453,688.67	443,544.40	0.00	77,159.13	2,668,829.20		
Tax Remittance Advices Issued (TRA)	1,452,577.46	335,419.82	0.00	701,400.86	2,489,398.14	1,111.21	72,990.65	0.00	70,195.27	144,297.13	0.00	35,133.93	0.00	0.00	144,297.13	2,633,695.27	0.00	0.00	0.00	0.00	1,453,688.67	443,544.40	0.00	77,159.13	2,668,829.20		
Non-Cash Availment Authority (NCAA)	0.00	0.00	0.00	0.00	0.00	0.00	0.00	0.00	0.00	0.00	0.00	0.00	0.00	0.00	0.00	0.00	0.00	0.00	0.00	0.00	0.00	0.00	0.00	0.00	0.00	0.00	0.00
Disbursements effected through outright deductions from claims (please specify...)	0.00	0.00	0.00	0.00	0.00	0.00	0.00	0.00	0.00	0.00	0.00	0.00	0.00	0.00	0.00	0.00	0.00	0.00	0.00	0.00	0.00	0.00	0.00	0.00	0.00	0.00	0.00
Overpayment of expenses(e.g. personnel benefits)	0.00	0.00	0.00	0.00	0.00	0.00	0.00	0.00	0.00	0.00	0.00	0.00	0.00	0.00	0.00	0.00	0.00	0.00	0.00	0.00	0.00	0.00	0.00	0.00	0.00	0.00	0.00
Restitution for loss of government property	0.00	0.00	0.00	0.00	0.00	0.00	0.00	0.00	0.00	0.00	0.00	0.00	0.00	0.00	0.00	0.00	0.00	0.00	0.00	0.00	0.00	0.00	0.00	0.00	0.00	0.00	0.00
Liquidated damages and similar claims	0.00	0.00	0.00	0.00	0.00	0.00	0.00	0.00	0.00	0.00	0.00	0.00	0.00	0.00	0.00	0.00	0.00	0.00	0.00	0.00	0.00	0.00	0.00	0.00	0.00	0.00	0.00
Others(TEF, BTr, Documentary Stamp Tax, etc.)	0.00	0.00	0.00	0.00	0.00	0.00	0.00	0.00	0.00	0.00	0.00	0.00	0.00	0.00	0.00	0.00	0.00	0.00	0.00	0.00	0.00	0.00	0.00	0.00	0.00	0.00	0.00
TOTAL NON-CASH DISBURSEMENTS	1,452,577.46	335,419.82	0.00	701,400.86	2,489,398.14	1,111.21	72,990.65	0.00	70,195.27	144,297.13	0.00	35,133.93	0.00	0.00	144,297.13	2,633,695.27	0.00	0.00	0.00	0.00	1,453,688.67	443,544.40	0.00	77,159.13	2,668,829.20		
GRAND TOTAL	39,248,164.79	19,886,949.24	0.00	16,119,563.48	75,254,677.51	98,517.79	1,493,729.32	0.00	861,462.65	2,453,709.76	0.00	701,666.68	0.00	0.00	701,666.68	3,120,242.51	78,374,920.02	0.00	0.00	0.00	0.00	39,346,682.58	22,082,345.24	0.00	16,981,026.13	78,410,053.95	

SUMMARY


Particulars	Previous Report (2)	This Month (3)	As at Date (4)
Total Disbursement Authorities Received	214,839,387.56	82,054,950.20	296,894,337.76
NCA	184,478,000.00	77,740,921.00	262,218,921.00
NTA	24,296,351.00	1,645,200.00	25,941,551.00
Working Fund	0.00	0.00	0.00
TRA	6,065,036.56	2,668,829.20	8,733,865.76
CDC	0.00	0.00	0.00
NCAA	0.00	0.00	0.00
Less: Notice of Transfer of Allocations (NTA)* issued	0.00	0.00	0.00
Total Disbursement Authorities Available	214,839,387.56	82,054,950.20	296,894,337.76
Less:	0.00	0.00	0.00
Lapsed NCA	1,387.73	0.00	1,387.73
Disbursements	214,837,999.83	78,410,053.95	293,248,053.78
Less: Other Non-Cash Disbursements	0.00	0.00	0.00
Disbursements effected through outright deductions from claims	0.00	0.00	0.00
Overpayment of expenses(e.g. personnel benefits)	0.00	0.00	0.00
Restitution for loss of government property	0.00	0.00	0.00
Liquidated damages and similar claims	0.00	0.00	0.00
Others (e.g. TEF, BTr, Docs Stamp, etc.)	0.00	0.00	0.00
Add/Less: Adjustments (e.g. cancelled/stated checks)	0.00	0.00	0.00
Balance of Disbursement Authorities as at date	0.00	3,644,896.25	3,644,896.25
Total Disbursements Program	214,839,387.56	82,054,950.20	296,894,337.76
Less: *Actual Disbursements	214,837,999.83	78,410,053.95	293,248,053.78
(Over)/Under spending	1,387.73	3,644,896.25	3,646,283.98

Notes: * The use of NTA is discouraged
 Notes: ** Amounts should tally with the grand total disbursement (column 27).


Certified Correct:


 IVY JEAN J. TURNO
 OIC, Chief Accounting Division
 Date: May 01, 2024

Recommending Approval :


 ANA BAENA A. PEDALIZO
 OIC, Chief, Finance Division
 Date: May 01, 2024

Approved By:


 NONITO M. TAMAYO, CESO III
 Regional Executive Director
 Date: May 01, 2024