

QUARTERLY REPORT OF REVENUE AND OTHER RECEIPTS
As at the Quarter Ending **March 31, 2024**

Department : DEPARTMENT OF ENVIRONMENT AND NATURAL RESOURCES
 Agency/Entity : REGION 13
 Operating Unit : CONSOLIDATED
 Organization Code (UACS) : 10-001
 Fund Cluster : 01 - REGULAR AGENCY FUND

Classification/Sources of Revenue and Other Receipts	UACS CODE	REVENUE TARGET (Annual) per BESF	Actual Revenue and Other Receipts Collections					Cumulative Remittance/Deposits to Date			Variance		Remarks
			1st Quarter	2nd Quarter	3rd Quarter	4th Quarter	TOTAL	Remittance to BTr	Deposited with AGDB	Total	Amount	%	
1	2	3	4	5	6	7	8=(4+5+6+7)	9	10	11=(9+10)	12=(8-3)	13 = (12 / 3)	14
REGIONAL OFFICE													
A. Regular Agency Fund (Fund Cluster Code 01)													
A.1. Revenue Collections		611,594.00	196,358.74	-	-	-	196,358.74	194,670.74	-	194,670.74	(415,235.26)	-68%	
A.1.1 Cash Revenue		611,594.00	196,358.74	-	-	-	196,358.74	194,670.74	-	194,670.74	(415,235.26)	-68%	
Tax		-	-	-	-	-	-	-	-	-	-	-	
Tax on Forest Products	40103060 00						-				-		
Non-Tax		611,594.00	196,358.74	-	-	-	196,358.74	194,670.74	-	194,670.74	(415,235.26)	-68%	
Other Permit Fees	40201010 99	5,000.00					-	-	-	-	(5,000.00)	-100%	
Registration Fees	40201020 00	1,000.00					-	-	-	-	(1,000.00)	-100%	
Certification Fees	40201040 02	201,590.00	138,041.00				138,041.00	137,176.00		137,176.00	(63,549.00)	-32%	
Legal Fees	40201090 00	-	-				-	-	-	-	-		
Inspection Fees	40201100 00	-	-				-	-	-	-	-		
Other Processing Fees	40201130 99	66,004.00	-				-	-	-	-	(66,004.00)	-100%	
Fines and Penalties - Service Income	40201140 00	-					-	-	-	-	-		
Other Service Income	40201990 99	138,000.00	57,230.00				57,230.00	56,407.00		56,407.00	(80,770.00)	-59%	
Rent/Lease Income	40202050 00	-					-	-	-	-	-		
Gain on Sale of Property, Plant and Equipment	40501040 00	-					-	-	-	-	-		
Miscellaneous income (e.g., liquidated damages, proceeds from sale of	40609990 00	200,000.00	1,087.74				1,087.74	1,087.74		1,087.74	(198,912.26)	-99%	
A.1.2 Non-Cash Revenue		-	-	-	-	-	-	-	-	-	-		
Tax		-	-	-	-	-	-	-	-	-	-		
Non-Tax		-	-	-	-	-	-	-	-	-	-		
Receipts		-	188,831.22	-	-	-	188,831.22	188,831.22	-	188,831.22	188,831.22		
A.2.1 Cash Receipts		-	188,831.22	-	-	-	188,831.22	188,831.22	-	188,831.22	188,831.22		
Others		-	188,831.22	-	-	-	188,831.22	188,831.22	-	188,831.22	188,831.22		
Refund of Cash Advances	10101010 00	-	155,633.69				155,633.69	155,633.69		155,633.69	155,633.69		
Refund of Overpayments	30101010 00	-	33,197.53				33,197.53	33,197.53		33,197.53	33,197.53		
Disallowances	30101010 00	-	-				-	-	-	-	-		
A.2.2 Non-Cash Receipts		-	-	-	-	-	-	-	-	-	-		
deductions from claims													
TOTAL REGIONAL OFFICE		611,594.00	385,189.96	-	-	-	385,189.96	383,501.96	-	383,501.96	(226,404.04)		

QUARTERLY REPORT OF REVENUE AND OTHER RECEIPTS
As at the Quarter Ending **March 31, 2024**

Department : DEPARTMENT OF ENVIRONMENT AND NATURAL RESOURCES
 Agency/Entity : REGION 13
 Operating Unit : CONSOLIDATED
 Organization Code (UACS) : 10-001
 Fund Cluster : 01 - REGULAR AGENCY FUND

Classification/Sources of Revenue and Other Receipts	UACS CODE	REVENUE TARGET (Annual) per BESF	Actual Revenue and Other Receipts Collections					Cumulative Remittance/Deposits to Date			Variance		Remarks
			1st Quarter	2nd Quarter	3rd Quarter	4th Quarter	TOTAL	Remittance to BTr	Deposited with AGDB	Total	Amount	%	
1	2	3	4	5	6	7	8=(4+5+6+7)	9	10	11=(9+10)	12=(8-3)	13 = (12 / 3)	14
PENRO AGUSAN DEL NORTE													
A. Regular Agency Fund (Fund Cluster Code 01)													
A.1. Revenue Collections		2,992,028.00	1,787,469.68	-	-	-	1,787,469.68	1,787,469.68	-	1,787,469.68	(1,204,558.32)	-40%	
A.1.1 Cash Revenue		2,992,028.00	1,787,469.68	-	-	-	1,787,469.68	1,787,469.68	-	1,787,469.68	(1,204,558.32)	-40%	
Tax		-	2,846.00	-	-	-	2,846.00	2,846.00	-	2,846.00	2,846.00		
Tax on Forest Products	40103060 00	-	2,846.00				2,846.00	2,846.00		2,846.00	2,846.00		
Non-Tax		2,992,028.00	1,784,623.68	-	-	-	1,784,623.68	1,784,623.68	-	1,784,623.68	(1,207,404.32)	-40%	
Other Permit Fees	40201010 99	70,600.00	16,080.00				16,080.00	16,080.00		16,080.00	(54,520.00)	-77%	
Registration Fees	40201020 00	33,262.00	20,000.00				20,000.00	20,000.00		20,000.00	(13,262.00)	-40%	
Certification Fees	40201040 02	270,000.00	111,236.00				111,236.00	111,236.00		111,236.00	(158,764.00)	-59%	
Legal Fees	40201090 00	300.00	850.00				850.00	850.00		850.00	550.00	183%	
Inspection Fees	40201100 00	51,220.00	16,047.16				16,047.16	16,047.16		16,047.16	(35,172.84)	-69%	
Other Processing Fees	40201130 99	180,000.00	47,847.70				47,847.70	47,847.70		47,847.70	(132,152.30)	-73%	
Fines and Penalties - Service Income	40201140 00	30,000.00	-				-	-		-	(30,000.00)	-100%	
Other Service Income	40201990 99	150,000.00	16,396.00				16,396.00	16,396.00		16,396.00	(133,604.00)	-89%	
Rent/Lease Income	40202050 00	2,189,646.00	1,544,671.82				1,544,671.82	1,544,671.82		1,544,671.82	(644,974.18)	-29%	
Equipment	40501040 00						-	-		-	-		
Miscellaneous Income (e.g., liquidated damages, proceeds from sale of	40609990 00	17,000.00	11,495.00				11,495.00	11,495.00		11,495.00	(5,505.00)	-32%	
Interest Income	40202210 00	-	-				-	-		-	-		
A.1.2 Non-Cash Revenue		-	-	-	-	-	-	-	-	-	-		
Tax		-	-	-	-	-	-	-	-	-	-		
Receipts		-	71,320.75	-	-	-	71,320.75	71,320.75	-	71,320.75	71,320.75		
A.2.1 Cash Receipts		-	71,320.75	-	-	-	71,320.75	71,320.75	-	71,320.75	71,320.75		
Others		-	71,320.75	-	-	-	71,320.75	71,320.75	-	71,320.75	71,320.75		
Refund of Cash Advances	10101010 00		66,320.75				66,320.75	66,320.75		66,320.75	66,320.75		
Refund of Overpayments	30101010 00		-				-	-		-	-		
Disallowances	10305010 00		-				-	-		-	-		
Trust Liabilities	20401010 00		-				-	-		-	-		
Others (e.g. AWOP)	20401040 00		5,000.00				5,000.00	5,000.00		5,000.00	5,000.00		
Refund of Tax Withheld/GSSI	20201010 00		-				-	-		-	-		
A.2.2 Non-Cash Receipts		-	-	-	-	-	-	-	-	-	-		
deductions from claims													
SUB-TOTAL AGUSAN DEL NORTE		2,992,028.00	1,858,790.43	-	-	-	1,858,790.43	1,858,790.43	-	1,858,790.43	(1,133,237.57)		

QUARTERLY REPORT OF REVENUE AND OTHER RECEIPTS
As at the Quarter Ending **March 31, 2024**

Department : DEPARTMENT OF ENVIRONMENT AND NATURAL RESOURCES
 Agency/Entity : REGION 13
 Operating Unit : CONSOLIDATED
 Organization Code (UACS) : 10-001
 Fund Cluster : 01 - REGULAR AGENCY FUND

Classification/Sources of Revenue and Other Receipts	UACS CODE	REVENUE TARGET (Annual) per BESF	Actual Revenue and Other Receipts Collections					Cumulative Remittance/Deposits to Date			Variance		Remarks
			1st Quarter	2nd Quarter	3rd Quarter	4th Quarter	TOTAL	Remittance to BTr	Deposited with AGDB	Total	Amount	%	
1	2	3	4	5	6	7	8=(4+5+6+7)	9	10	11=(9+10)	12=(8-3)	13 = (12 / 3)	14
PENRO AGUSAN DEL SUR													
A. Regular Agency Fund (Fund Cluster Code 01)													
A.1. Revenue Collections		4,253,742.00	1,459,786.13	-	-	-	1,459,786.13	1,459,786.13	-	1,459,786.13	(2,793,955.87)	-66%	
A.1.1 Cash Revenue		4,253,742.00	1,459,786.13	-	-	-	1,459,786.13	1,459,786.13	-	1,459,786.13	(2,793,955.87)	-66%	
Tax		2,756,000.00	359,616.28	-	-	-	359,616.28	359,616.28	-	359,616.28	(2,396,383.72)	-87%	
Tax on Forest Products	40103060 00	2,756,000.00	359,616.28				359,616.28	359,616.28		359,616.28	(2,396,383.72)	-87%	
Non-Tax		1,497,742.00	1,100,169.85	-	-	-	1,100,169.85	1,100,169.85	-	1,100,169.85	(397,572.15)	-27%	
Other Permit Fees	40201010 99	90,000.00	4,300.00				4,300.00	4,300.00		4,300.00	(85,700.00)	-95%	
Registration Fees	40201020 00	20,256.00	8,180.00				8,180.00	8,180.00		8,180.00	(12,076.00)	-60%	
Certification Fees	40201040 02	900,000.00	276,775.00				276,775.00	276,775.00		276,775.00	(623,225.00)	-69%	
Legal Fees	40201090 00	-	-				-	-		-	-		
Inspection Fees	40201100 00	-	-				-	-		-	-		
Other Processing Fees	40201130 99	145,616.00	130,084.00				130,084.00	130,084.00		130,084.00	(15,532.00)	-11%	
Fines and Penalties - Service Income	40201140 00	16,700.00	-				-	-		-	(16,700.00)	-100%	
Other Service Income	40201990 99	110,000.00	609,758.45				609,758.45	609,758.45		609,758.45	499,758.45	454%	
Rent/Lease Income	40202050 00	110,000.00	71,072.40				71,072.40	71,072.40		71,072.40	(38,927.60)	-35%	
Equipment	40501040 00	-	-				-	-		-	-		
Fines and Penalties - Service Income	40202230 00	-	-				-	-		-	-		
Sale of Garnished/Confiscated/ Abandoned/Seized Goods and Property	40601010 00	-	-				-	-		-	-		
Miscellaneous Income (e.g., liquidated damages, proceeds from sale of	40609990 00	105,170.00	-				-	-		-	(105,170.00)	-100%	
A.1.2 Non-Cash Revenue		-	-	-	-	-	-	-	-	-	-		
Tax		-	-	-	-	-	-	-	-	-	-		
Non-Tax		-	-	-	-	-	-	-	-	-	-		
deductions from claims													
Receipts		-	9,644.76	-	-	-	9,644.76	9,644.76	-	9,644.76	9,644.76		
A.2.1 Cash Receipts		-	9,644.76	-	-	-	9,644.76	9,644.76	-	9,644.76	9,644.76		
Others		-	9,644.76	-	-	-	9,644.76	9,644.76	-	9,644.76	9,644.76		
Refund of Cash Advances	10101010 00		9,644.76				9,644.76	9,644.76		9,644.76	9,644.76		
Refund of Overpayments	50201010 00		-				-	-		-	-		
A.2.2 Non-Cash Receipts		-	-	-	-	-	-	-	-	-	-		
deductions from claims													
SUB-TOTAL AGUSAN DEL SUR		4,253,742.00	1,469,430.89	-	-	-	1,469,430.89	1,469,430.89	-	1,469,430.89	(2,784,311.11)		

QUARTERLY REPORT OF REVENUE AND OTHER RECEIPTS
As at the Quarter Ending **March 31, 2024**

Department : DEPARTMENT OF ENVIRONMENT AND NATURAL RESOURCES
 Agency/Entity : REGION 13
 Operating Unit : CONSOLIDATED
 Organization Code (UACS) : 10-001
 Fund Cluster : 01 - REGULAR AGENCY FUND

Classification/Sources of Revenue and Other Receipts	UACS CODE	REVENUE TARGET (Annual) per BESF	Actual Revenue and Other Receipts Collections					Cumulative Remittance/Deposits to Date			Variance		Remarks
			1st Quarter	2nd Quarter	3rd Quarter	4th Quarter	TOTAL	Remittance to BTr	Deposited with AGDB	Total	Amount	%	
1	2	3	4	5	6	7	8=(4+5+6+7)	9	10	11=(9+10)	12=(8-3)	13 = (12 / 3)	14
PENRO SURIGAO DEL NORTE													
A. Regular Agency Fund (Fund Cluster Code 01)													
A.1. Revenue Collections		1,557,292.00	754,421.27	-	-	-	754,421.27	757,122.07	-	757,122.07	(802,870.73)	-52%	
A.1.1 Cash Revenue		1,557,292.00	754,421.27	-	-	-	754,421.27	757,122.07	-	757,122.07	(802,870.73)	-52%	
Tax		200,790.00	132,341.55	-	-	-	132,341.55	132,341.55	-	132,341.55	(68,448.45)	-34%	
Tax on Forest Products	40103060 00	200,790.00	132,341.55				132,341.55	132,341.55		132,341.55	(68,448.45)	-34%	
Non-Tax		1,356,502.00	622,079.72	-	-	-	622,079.72	624,780.52	-	624,780.52	(734,422.28)	-54%	
Other Permit Fees	40201010 99	116,000.00	6,464.00				6,464.00	7,714.00		7,714.00	(109,536.00)	-94%	remitted prior year collection - Php2,700.80
Registration Fees	40201020 00	168,602.00	42,750.00				42,750.00	42,750.00		42,750.00	(125,852.00)	-75%	
Certification Fees	40201040 02	121,000.00	10,686.00				10,686.00	10,966.00		10,966.00	(110,314.00)	-91%	
Legal Fees	40201090 00	900.00	500.00				500.00	600.00		600.00	(400.00)	-44%	
Inspection Fees	40201100 00						-	-		-	-		
Other Processing Fees	40201130 99						-	-		-	-		
Fines and Penalties - Service Income	40202230 00						-	-		-	-		
Other Service Income	40201990 99	200,000.00	42,922.86				42,922.86	43,993.66		43,993.66	(157,077.14)	-79%	
Rent/Lease Income	40202050 00	532,000.00	509,554.50				509,554.50	509,554.50		509,554.50	(22,445.50)	-4%	
Equipment	40501040 00						-	-		-	-		
Sale of Unserviceable Property	40601020 00	-											
Miscellaneous Income (e.g., liquidated damages, proceeds from sale of	40609990 00	218,000.00	9,202.36				9,202.36	9,202.36		9,202.36	(208,797.64)	-96%	
A.1.2 Non-Cash Revenue		-	-	-	-	-	-	-	-	-	-	-	
Tax		-	-	-	-	-	-	-	-	-	-	-	
Non-Tax		-	-	-	-	-	-	-	-	-	-	-	
deductions from claims (damages)	40609990 00						-						
A.2. Non-Revenue Collections/Other		-	-	-	-	-	-	-	-	-	-	-	
A.2.1 Cash Receipts		-	-	-	-	-	-	-	-	-	-	-	
Others		-	-	-	-	-	-	-	-	-	-	-	
Refund of Cash Advances	10101010 00						-	-		-	-	-	
Refund of Overpayments	30101010 00						-	-		-	-	-	
A.2.2 Non-Cash Receipts		-	-	-	-	-	-	-	-	-	-	-	
deductions from claims													
SUB-TOTAL SURIGAO DEL NORTE		1,557,292.00	754,421.27	-	-	-	754,421.27	757,122.07	-	757,122.07	(802,870.73)		

QUARTERLY REPORT OF REVENUE AND OTHER RECEIPTS
As at the Quarter Ending **March 31, 2024**

Department : DEPARTMENT OF ENVIRONMENT AND NATURAL RESOURCES
 Agency/Entity : REGION 13
 Operating Unit : CONSOLIDATED
 Organization Code (UACS) : 10-001
 Fund Cluster : 01 - REGULAR AGENCY FUND

Classification/Sources of Revenue and Other Receipts	UACS CODE	REVENUE TARGET (Annual) per BESF	Actual Revenue and Other Receipts Collections					Cumulative Remittance/Deposits to Date			Variance		Remarks
			1st Quarter	2nd Quarter	3rd Quarter	4th Quarter	TOTAL	Remittance to BTr	Deposited with AGDB	Total	Amount	%	
1	2	3	4	5	6	7	8=(4+5+6+7)	9	10	11=(9+10)	12=(8-3)	13 = (12 / 3)	14
PENRO SURIGAO DEL SUR													
A. Regular Agency Fund (Fund Cluster Code 01)													
A.1. Revenue Collections		2,172,370.00	2,589,858.29	-	-	-	2,589,858.29	2,589,808.29	-	2,589,808.29	417,488.29	19%	
A.1.1 Cash Revenue		2,172,370.00	2,589,858.29	-	-	-	2,589,858.29	2,589,808.29	-	2,589,808.29	417,488.29	19%	
Tax		890,000.00	1,857,834.10	-	-	-	1,857,834.10	1,857,834.10	-	1,857,834.10	967,834.10	109%	
Tax on Forest Products	40103060 00	890,000.00	1,857,834.10				1,857,834.10	1,857,834.10		1,857,834.10	967,834.10	109%	
Non-Tax		1,282,370.00	732,024.19	-	-	-	732,024.19	731,974.19	-	731,974.19	(550,345.81)	-43%	
Other Permit Fees	40201010 99	55,000.00	7,093.00				7,093.00	7,093.00		7,093.00	(47,907.00)	-87%	
Registration Fees	40201020 00	9,000.00	6,700.00				6,700.00	6,700.00		6,700.00	(2,300.00)	-26%	
Certification Fees	40201040 02	80,000.00	35,294.00				35,294.00	35,244.00		35,244.00	(44,706.00)	-56%	
Legal Fees	40201090 00						-	-		-	-		
Inspection Fees	40201100 00	1,000.00	3,120.00				3,120.00	3,120.00		3,120.00	2,120.00	212%	
Other Processing Fees	40201130 99	150,000.00	27,530.70				27,530.70	27,530.70		27,530.70	(122,469.30)	-82%	
Fines and Penalties - Service Income	40201140 00	5,000.00					-	-		-	(5,000.00)	-100%	
Other Service Income	40201990 99	212,370.00	10,919.00				10,919.00	10,919.00		10,919.00	(201,451.00)	-95%	
Rent/Lease Income	40202050 00	770,000.00	586,403.92				586,403.92	586,403.92		586,403.92	(183,596.08)	-24%	
Equipment	40501040 00						-	-		-	-		
Miscellaneous Income (e.g., liquidated)	40609990 00	-	54,963.57				54,963.57	54,963.57		54,963.57	54,963.57		
A.1.2 Non-Cash Revenue		-	-	-	-	-	-	-	-	-	-	-	
Tax		-	-	-	-	-	-	-	-	-	-	-	
Non-Tax		-	-	-	-	-	-	-	-	-	-	-	
deductions from claims													
Receipts		-	-	-	-	-	-	-	-	-	-	-	
A.2.1 Cash Receipts		-	-	-	-	-	-	-	-	-	-	-	
Others		-	-	-	-	-	-	-	-	-	-	-	
Refund of Overpayments	50201010 00						-	-		-	-	-	
A.2.2 Non-Cash Receipts		-	-	-	-	-	-	-	-	-	-	-	
deductions from claims													
SUB-TOTAL SURIGAO DEL SUR		2,172,370.00	2,589,858.29	-	-	-	2,589,858.29	2,589,808.29	-	2,589,808.29	417,488.29		

QUARTERLY REPORT OF REVENUE AND OTHER RECEIPTS
As at the Quarter Ending **March 31, 2024**

Department : DEPARTMENT OF ENVIRONMENT AND NATURAL RESOURCES
 Agency/Entity : REGION 13
 Operating Unit : CONSOLIDATED
 Organization Code (UACS) : 10-001
 Fund Cluster : 01 - REGULAR AGENCY FUND


Classification/Sources of Revenue and Other Receipts	UACS CODE	REVENUE TARGET (Annual) per BESF	Actual Revenue and Other Receipts Collections					Cumulative Remittance/Deposits to Date			Variance		Remarks
			1st Quarter	2nd Quarter	3rd Quarter	4th Quarter	TOTAL	Remittance to BTr	Deposited with AGDB	Total	Amount	%	
1	2	3	4	5	6	7	8=(4+5+6+7)	9	10	11=(9+10)	12=(8-3)	13 = (12 / 3)	14
PENRO DINAGAT ISLANDS													
A. Regular Agency Fund (Fund Cluster Code 01)													
A.1. Revenue Collections		5,982,904.00	4,943,596.95	-	-	-	4,943,596.95	4,943,596.95	-	4,943,596.95	(1,039,307.05)	-17%	
A.1.1 Cash Revenue		5,982,904.00	4,943,596.95	-	-	-	4,943,596.95	4,943,596.95	-	4,943,596.95	(1,039,307.05)	-17%	
Tax		3,858,750.00	3,008,827.25	-	-	-	3,008,827.25	3,008,827.25	-	3,008,827.25	(849,922.75)	-22%	
Tax on Forest Products	40103060 00	3,858,750.00	3,008,827.25				3,008,827.25	3,008,827.25		3,008,827.25	(849,922.75)	-22%	
Non-Tax		2,124,154.00	1,934,769.70	-	-	-	1,934,769.70	1,934,769.70	-	1,934,769.70	(189,384.30)	-9%	
Other Permit Fees	40201010 99	460,000.00	962,547.00				962,547.00	962,547.00		962,547.00	502,547.00	109%	
Registration Fees	40201020 00	6,000.00	2,000.00				2,000.00	2,000.00		2,000.00	(4,000.00)	-67%	
Certification Fees	40201040 02	35,000.00	8,560.00				8,560.00	8,560.00		8,560.00	(26,440.00)	-76%	
Legal Fees	40201090 00	-	-				-	-		-	-	-	
Inspection Fees	40201100 00						-	-		-	-	-	
Other Processing Fees	40201130 99		-				-	-		-	-	-	
Fines and Penalties - Service Income	40201140 00		-				-	-		-	-	-	
Other Service Income	40201990 99	37,000.00	10,710.00				10,710.00	10,710.00		10,710.00	(26,290.00)	-71%	
Rent/Lease Income	40202050 00	1,586,154.00	948,852.70				948,852.70	948,852.70		948,852.70	(637,301.30)	-40%	
Equipment	40501040 00						-	-		-	-	-	
Miscellaneous income (e.g., liquidated damages, proceeds from sale of	40609990 00		2,100.00				2,100.00	2,100.00		2,100.00	2,100.00		
A.1.2 Non-Cash Revenue		-	-	-	-	-	-	-	-	-	-	-	
Tax		-	-	-	-	-	-	-	-	-	-	-	
Non-Tax		-	-	-	-	-	-	-	-	-	-	-	
deductions from claims													
Receipts		-	390.00	-	-	-	390.00	390.00	-	390.00	390.00	390.00	
A.2.1 Cash Receipts		-	390.00	-	-	-	390.00	390.00	-	390.00	390.00	390.00	
Others		-	390.00	-	-	-	390.00	390.00	-	390.00	390.00	390.00	
Refund of Cash Advances	10101010 00		390.00				390.00	390.00		390.00	390.00		
Refund of Overpayments	30101010 00						-	-		-	-	-	
Disallowances							-	-		-	-	-	
Prior Years Remittance of Income							-	-		-	-	-	
Others (e.g. AWOP)Performance Bond	20401040 00		0.00				-	-		-	-	-	
A.2.2 Non-Cash Receipts		-	-	-	-	-	-	-	-	-	-	-	
deductions from claims													
SUB-TOTAL PROVINCE OF DINAGAT ISLANDS		5,982,904.00	4,943,986.95	-	-	-	4,943,986.95	4,943,986.95	-	4,943,986.95	(1,038,917.05)		

QUARTERLY REPORT OF REVENUE AND OTHER RECEIPTS
As at the Quarter Ending **March 31, 2024**


Department : DEPARTMENT OF ENVIRONMENT AND NATURAL RESOURCES
 Agency/Entity : REGION 13
 Operating Unit : CONSOLIDATED
 Organization Code (UACS) : 10-001
 Fund Cluster : 01 - REGULAR AGENCY FUND

Classification/Sources of Revenue and Other Receipts	UACS CODE	REVENUE TARGET (Annual) per BESF	Actual Revenue and Other Receipts Collections					Cumulative Remittance/Deposits to Date			Variance		Remarks
			1st Quarter	2nd Quarter	3rd Quarter	4th Quarter	TOTAL	Remittance to BTr	Deposited with AGDB	Total	Amount	%	
1	2	3	4	5	6	7	8=(4+5+6+7)	9	10	11=(9+10)	12=(8-3)	13 = (12 / 3)	14
CONSOLIDATED REGION 13													
A. Regular Agency Fund (Fund Cluster Code 01)													
A.1. Revenue Collections		17,569,930.00	11,731,491.06	-	-	-	11,731,491.06	11,732,453.86	-	11,732,453.86	(5,838,438.94)	-33%	
A.1.1 Cash Revenue		17,569,930.00	11,731,491.06	-	-	-	11,731,491.06	11,732,453.86	-	11,732,453.86	(5,838,438.94)	-33%	
Tax		7,705,540.00	5,361,465.18	-	-	-	5,361,465.18	5,361,465.18	-	5,361,465.18	(2,344,074.82)	-30%	
Tax on Forest Products	40103060 00	7,705,540.00	5,361,465.18	-	-	-	5,361,465.18	5,361,465.18	-	5,361,465.18	(2,344,074.82)	-30%	
Non-Tax		9,864,390.00	6,370,025.88	-	-	-	6,370,025.88	6,370,988.68	-	6,370,988.68	(3,494,364.12)	-35%	
Other Permit Fees	40201010 99	796,600.00	996,484.00	-	-	-	996,484.00	997,734.00	-	997,734.00	199,884.00	25%	
Registration Fees	40201020 00	238,120.00	79,630.00	-	-	-	79,630.00	79,630.00	-	79,630.00	(158,490.00)	-67%	
Certification Fees	40201040 02	1,607,590.00	580,592.00	-	-	-	580,592.00	579,957.00	-	579,957.00	(1,026,998.00)	-64%	
Legal Fees	40201090 00	1,200.00	1,350.00	-	-	-	1,350.00	1,450.00	-	1,450.00	150.00	13%	
Inspection Fees	40201100 00	52,220.00	19,167.16	-	-	-	19,167.16	19,167.16	-	19,167.16	(33,052.84)	-63%	
Other Processing Fees	40201130 99	541,620.00	205,462.40	-	-	-	205,462.40	205,462.40	-	205,462.40	(336,157.60)	-62%	
Fines and Penalties - Service Income	40201140 00	51,700.00	-	-	-	-	-	-	-	-	(51,700.00)	-100%	
Other Service Income	40201990 99	847,370.00	747,936.31	-	-	-	747,936.31	748,184.11	-	748,184.11	(99,433.69)	-12%	
Rent/Lease Income	40202050 00	5,187,800.00	3,660,555.34	-	-	-	3,660,555.34	3,660,555.34	-	3,660,555.34	(1,527,244.66)	-29%	
Gain on Sale of PPE	40501040 00	-	-	-	-	-	-	-	-	-	-	-	
Sale of Unserviceable Property	40601020 00	-	-	-	-	-	-	-	-	-	-	-	
Sale of Garnished/Confiscated/	40601010 00	-	-	-	-	-	-	-	-	-	-	-	
Miscellaneous Income (e.g., liquidated damages,	40609990 00	540,170.00	78,848.67	-	-	-	78,848.67	78,848.67	-	78,848.67	(461,321.33)	-85%	
Interest Income	40202210 00	-	-	-	-	-	-	-	-	-	-	-	
A.1.2 Non-Cash Revenue		-	-	-	-	-	-	-	-	-	-	-	
Tax		-	-	-	-	-	-	-	-	-	-	-	
Non-Tax		-	-	-	-	-	-	-	-	-	-	-	
A.2. Non-Revenue Collections/Other Receipts		-	270,186.73	-	-	-	270,186.73	270,186.73	-	270,186.73	270,186.73		
A.2.1 Cash Receipts		-	270,186.73	-	-	-	270,186.73	270,186.73	-	270,186.73	270,186.73		
Others		-	270,186.73	-	-	-	270,186.73	270,186.73	-	270,186.73	270,186.73		
Refund of Cash Advances	10101010 00	-	231,989.20	-	-	-	231,989.20	231,989.20	-	231,989.20	231,989.20		
Refund of Overpayments	30101010 00	-	33,197.53	-	-	-	33,197.53	33,197.53	-	33,197.53	33,197.53		
Disallowances	30101010 00	-	-	-	-	-	-	-	-	-	-		
Trust Liabilities	20401040 00	-	-	-	-	-	-	-	-	-	-		
Others (e.g. AWOP)-Performance Bond	20401040 00	-	5,000.00	-	-	-	5,000.00	5,000.00	-	5,000.00	5,000.00		
A.2.2 Non-Cash Receipts		-	-	-	-	-	-	-	-	-	-		
deductions from claims		-	-	-	-	-	-	-	-	-	-		
GRAND TOTAL CONSOLIDATED		17,569,930.00	12,001,677.79	-	-	-	12,001,677.79	12,002,640.59	-	12,002,640.59	(5,568,252.21)		


Certified Correct:


MYE J. TURNO
 OIC Chief, Accounting Section
 05/04/2024

Recommending Approval:


ANA BAENA A. PEDALIZO
 OIC Chief, Finance Division
 05/04/2024

Approved:


MARITESS M. OCAMPO
 OIC, ABD for Technical Services
 In-Charge, Office of the Regional Executive Director
 05/04/2024