

QUARTERLY REPORT OF REVENUE AND OTHER RECEIPTS
As at the Quarter Ending March 31, 2022

Department : DEPARTMENT OF ENVIRONMENT AND NATURAL RESOURCES
Agency/Entity : REGION 13
Operating Unit : CONSOLIDATED
Organization Code (UACS) : 10-001
Fund Cluster : 01 - REGULAR AGENCY FUND

Classification/Sources of Revenue and Other Receipts	UACS CODE	REVENUE TARGET (Annual) per BESF	Actual Revenue and Other Receipts Collections								Variance		Remarks
			1st Quarter	2nd Quarter	3rd Quarter	4th Quarter	TOTAL	Remittance to BTr	Deposited with AGDB	Total	Amount	%	
1	2	3	4	5	6	7	8=(4+5+6+7)	9	10	11=(9+10)	12=(8-3)	13 = (12 / 3)	14
REGIONAL OFFICE													
A. Regular Agency Fund (Fund Cluster Code 01)													
A.1. Revenue Collections		511,000.00	219,898.06	-	-	-	219,898.06	219,898.06	-	219,898.06	(291,101.94)	-57%	
A.1.1 Cash Revenue		511,000.00	219,898.06	-	-	-	219,898.06	219,898.06	-	219,898.06	(291,101.94)	-57%	
Tax		-	-	-	-	-	-	-	-	-	-		
Tax on Forest Products	40103060 00						-				-		
Non-Tax		511,000.00	219,898.06	-	-	-	219,898.06	219,898.06	-	219,898.06	(291,101.94)	-57%	
Other Permit Fees	40201010 99	3,000.00					-	-		-	(3,000.00)	-100%	
Registration Fees	40201020 00	500.00					-	-		-	(500.00)		
Certification Fees	40201040 02	105,000.00	86,759.00				86,759.00	86,759.00		86,759.00	(18,241.00)	-17%	
Legal Fees	40201090 00						-	-		-	-		
Inspection Fees	40201100 00						-	-		-	-		
Other Processing Fees	40201130 99	82,000.00	2,116.00				2,116.00	2,116.00		2,116.00	(79,884.00)	-97%	
Fines and Penalties - Service Income	40201140 00						-	-		-	-		
Other Service Income	40201990 99	120,000.00	45,173.71				45,173.71	45,173.71		45,173.71	(74,826.29)	-62%	
Rent/Lease Income	40202050 00	500.00	53,730.00				53,730.00	53,730.00		53,730.00	53,230.00	10646%	
Gain on Sale of Property, Plant and Equipment	40501040 00	100,000.00					-	-		-	(100,000.00)		
Miscellaneous Income (e.g., liquidated damages, proceeds from sale of unserviceable PPE, etc.)	40609990 00	100,000.00	32,119.35				32,119.35	32,119.35		32,119.35	(67,880.65)		
A.1.2 Non-Cash Revenue		-	-	-	-	-	-	-	-	-	-		
Tax		-	-	-	-	-	-	-	-	-	-		
Non-Tax		-	-	-	-	-	-	-	-	-	-		
Collections effected through outright deductions from claims													
Miscellaneous Income (e.g., liquidated damages)	40609990 00						-			-	-		
Income from Grants and Donation in Kind	40601020 00						-			-	-		
A.2. Non-Revenue Collections/Other Receipts		-	271,225.31	-	-	-	271,225.31	271,225.31	-	271,225.31	271,225.31		
A.2.1 Cash Receipts		-	271,225.31	-	-	-	271,225.31	271,225.31	-	271,225.31	271,225.31		
Others		-	271,225.31	-	-	-	271,225.31	271,225.31	-	271,225.31	271,225.31		
Refund of Cash Advances	10101010 00		208,399.09				208,399.09	208,399.09		208,399.09	208,399.09		
Refund of Overpayments	30101010 00		62,826.22				62,826.22	62,826.22		62,826.22	62,826.22		
Disallowances	30101010 00						-	-		-	-		
A.2.2 Non-Cash Receipts		-	-	-	-	-	-	-	-	-	-		
Collections effected through outright deductions from claims													
Overpayment of expenses							-			-	-		
							-			-	-		
TOTAL REGIONAL OFFICE		511,000.00	491,123.37	-	-	-	491,123.37	491,123.37	-	491,123.37	(19,876.63)		

QUARTERLY REPORT OF REVENUE AND OTHER RECEIPTS

As at the Quarter Ending March 31, 2022

Department : DEPARTMENT OF ENVIRONMENT AND NATURAL RESOURCES
 Agency/Entity : REGION 13
 Operating Unit : CONSOLIDATED
 Organization Code (UACS) : 10-001
 Fund Cluster : 01 - REGULAR AGENCY FUND

Classification/Sources of Revenue and Other Receipts	UACS CODE	REVENUE TARGET (Annual) per BESF	Actual Revenue and Other Receipts Collections								Variance		Remarks
			1st Quarter	2nd Quarter	3rd Quarter	4th Quarter	TOTAL	Remittance to BTr	Deposited with AGDB	Total	Amount	%	
1	2	3	4	5	6	7	8=(4+5+6+7)	9	10	11=(9+10)	12=(8-3)	13 = (12 / 3)	14
PENRO AGUSAN DEL NORTE													
A. Regular Agency Fund (Fund Cluster Code 01)													
A.1. Revenue Collections		3,070,992.00	1,961,039.28	-	-	-	1,961,039.28	1,961,039.28	-	1,961,039.28	(1,109,952.72)	-36%	
A.1.1 Cash Revenue		3,070,992.00	1,961,039.28	-	-	-	1,961,039.28	1,961,039.28	-	1,961,039.28	(1,109,952.72)	-36%	
Tax		3,700.00	-	-	-	-	-	-	-	-	(3,700.00)		
Tax on Forest Products	40103060 00	3,700.00					-	-	-	-	(3,700.00)		
Non-Tax		3,067,292.00	1,961,039.28	-	-	-	1,961,039.28	1,961,039.28	-	1,961,039.28	(1,106,252.72)	-36%	
Other Permit Fees	40201010 99	165,378.00	7,527.50				7,527.50	7,527.50		7,527.50	(157,850.50)	-95%	
Registration Fees	40201020 00	33,262.00	39,280.00				39,280.00	39,280.00		39,280.00	6,018.00	18%	
Certification Fees	40201040 02	241,070.00	80,550.00				80,550.00	80,550.00		80,550.00	(160,520.00)	-67%	
Legal Fees	40201090 00	300.00	200.00				200.00	200.00		200.00	(100.00)	-33%	
Inspection Fees	40201100 00	52,020.00	13,039.74				13,039.74	13,039.74		13,039.74	(38,980.26)	-75%	
Other Processing Fees	40201130 99	215,616.00	21,157.24				21,157.24	21,157.24		21,157.24	(194,458.76)	-90%	
Fines and Penalties - Service Income	40201140 00	20,000.00					-	-		-	(20,000.00)	-100%	
Other Service Income	40201990 99	150,000.00	27,677.56				27,677.56	27,677.56		27,677.56	(122,322.44)	-82%	
Rent/Lease Income	40202050 00	2,189,646.00	1,735,747.24				1,735,747.24	1,735,747.24		1,735,747.24	(453,898.76)	-21%	
Gain on Sale of Property, Plant and Equipment	40501040 00						-	-		-	-		
Miscellaneous Income (e.g., liquidated damages, proceeds from sale of unserviceable PPE, etc.)	40609990 00		35,860.00				35,860.00	35,860.00		35,860.00	35,860.00		
Interest Income	40202210 00							-		-	-	#DIV/0!	
A.1.2 Non-Cash Revenue		-	-	-	-	-	-	-	-	-	-		
Tax		-	-	-	-	-	-	-	-	-	-		
Non-Tax		-	-	-	-	-	-	-	-	-	-		
Collections effected through outright deductions from claims													
Miscellaneous Income (e.g., liquidated damages)	40609990 00						-			-			
A.2. Non-Revenue Collections/Other Receipts		-	655,136.11	-	-	-	655,136.11	655,136.11	-	655,136.11	655,136.11		
A.2.1 Cash Receipts		-	655,136.11	-	-	-	655,136.11	655,136.11	-	655,136.11	655,136.11		
Others		-	655,136.11	-	-	-	655,136.11	655,136.11	-	655,136.11	655,136.11		
Refund of Cash Advances	10101010 00		24,480.65				24,480.65	24,480.65		24,480.65	24,480.65		
Refund of Overpayments	50201010 00						-	-		-	-		
Disallowances	10305010 00		627,884.00				627,884.00	627,884.00		627,884.00	627,884.00		
Trust Liabilities	20401010 00						-	-		-	-		
Others (e.g. AWOP)							-	-		-	-		
Refund of Tax Withheld	20201010 00		2,771.46				2,771.46	2,771.46		2,771.46	2,771.46		
A.2.2 Non-Cash Receipts		-	-	-	-	-	-	-	-	-	-		
Collections effected through outright deductions from claims													
Overpayment of expenses							-			-			
SUB-TOTAL AGUSAN DEL NORTE		3,070,992.00	2,616,175.39	-	-	-	2,616,175.39	2,616,175.39	-	2,616,175.39	(454,816.61)		

QUARTERLY REPORT OF REVENUE AND OTHER RECEIPTS
As at the Quarter Ending March 31, 2022

Department : DEPARTMENT OF ENVIRONMENT AND NATURAL RESOURCES
Agency/Entity : REGION 13
Operating Unit : CONSOLIDATED
Organization Code (UACS) : 10-001
Fund Cluster : 01 - REGULAR AGENCY FUND

Classification/Sources of Revenue and Other Receipts	UACS CODE	REVENUE TARGET (Annual) per BESF	Actual Revenue and Other Receipts Collections								Variance		Remarks
			1st Quarter	2nd Quarter	3rd Quarter	4th Quarter	TOTAL	Remittance to BTr	Deposited with AGDB	Total	Amount	%	
1	2	3	4	5	6	7	8=(4+5+6+7)	9	10	11=(9+10)	12=(8-3)	13 = (12 / 3)	14
PENRO AGUSAN DEL SUR													
A. Regular Agency Fund (Fund Cluster Code 01)													
A.1. Revenue Collections		3,730,000.00	1,015,677.00	-	-	-	1,015,677.00	1,015,677.00	-	1,015,677.00	(2,714,323.00)	-73%	
A.1.1 Cash Revenue		3,730,000.00	1,015,677.00	-	-	-	1,015,677.00	1,015,677.00	-	1,015,677.00	(2,714,323.00)	-73%	
Tax		2,500,000.00	502,047.16	-	-	-	502,047.16	502,047.16	-	502,047.16	(1,997,952.84)	-80%	
Tax on Forest Products	40103060 00	2,500,000.00	502,047.16				502,047.16	502,047.16		502,047.16	(1,997,952.84)	-80%	
Non-Tax		1,230,000.00	513,629.84	-	-	-	513,629.84	513,629.84	-	513,629.84	(716,370.16)	-58%	
Other Permit Fees	40201010 99	90,000.00	35,120.00				35,120.00	35,120.00		35,120.00	(54,880.00)	-61%	
Registration Fees	40201020 00	40,000.00	36,600.00				36,600.00	36,600.00		36,600.00	(3,400.00)	-9%	
Certification Fees	40201040 02	800,000.00	253,095.00				253,095.00	253,095.00		253,095.00	(546,905.00)	-68%	
Legal Fees	40201090 00						-	-		-	-		
Inspection Fees	40201100 00						-	-		-	-		
Other Processing Fees	40201130 99	100,000.00	35,720.00				35,720.00	35,720.00		35,720.00	(64,280.00)	-64%	
Fines and Penalties - Service Income	40201140 00		19,720.00				19,720.00	19,720.00		19,720.00	19,720.00	#DIV/0!	
Other Service Income	40201990 99	100,000.00	75,502.44				75,502.44	75,502.44		75,502.44	(24,497.56)	-24%	
Rent/Lease Income	40202050 00	100,000.00	57,872.40				57,872.40	57,872.40		57,872.40	(42,127.60)	-42%	
Gain on Sale of Property, Plant and Equipment	40501040 00						-	-		-	-		
Fines and Penalties - Service Income	40202230 00						-	-		-	-		
Miscellaneous Income (e.g., liquidated damages, proceeds from sale of unserviceable PPE, etc.)	40609990 00						-	-		-	-		
A.1.2 Non-Cash Revenue		-	-	-	-	-	-	-	-	-	-		
Tax		-	-	-	-	-	-	-	-	-	-		
Non-Tax		-	-	-	-	-	-	-	-	-	-		
Collections effected through outright deductions from claims							-						
Miscellaneous Income (e.g., liquidated damages)	40609990 00						-			-	-		
Income from Grants and Donation in Kind	40601020 00						-						
A.2. Non-Revenue Collections/Other Receipts		-	500.00	-	-	-	500.00	500.00	-	500.00	500.00		
A.2.1 Cash Receipts		-	500.00	-	-	-	500.00	500.00	-	500.00	500.00		
Others		-	500.00	-	-	-	500.00	500.00	-	500.00	500.00		
Refund of Cash Advances	10101010 00						-	-		-	-		
Refund of Overpayments	50201010 00		500.00				500.00	500.00		500.00	500.00		
Other Receivables	10305990 00							-		-	-		
A.2.2 Non-Cash Receipts		-						-	-	-	-		
Collections effected through outright deductions from claims													
SUB-TOTAL AGUSAN DEL SUR		3,730,000.00	1,016,177.00	-	-	-	1,016,177.00	1,016,177.00	-	1,016,177.00	(2,713,823.00)		

QUARTERLY REPORT OF REVENUE AND OTHER RECEIPTS
As at the Quarter Ending March 31, 2022

Department : DEPARTMENT OF ENVIRONMENT AND NATURAL RESOURCES
Agency/Entity : REGION 13
Operating Unit : CONSOLIDATED
Organization Code (UACS) : 10-001
Fund Cluster : 01 - REGULAR AGENCY FUND

Classification/Sources of Revenue and Other Receipts	UACS CODE	REVENUE TARGET (Annual) per BESF	Actual Revenue and Other Receipts Collections								Variance		Remarks
			1st Quarter	2nd Quarter	3rd Quarter	4th Quarter	TOTAL	Remittance to BTr	Deposited with AGDB	Total	Amount	%	
1	2	3	4	5	6	7	8=(4+5+6+7)	9	10	11=(9+10)	12=(8-3)	13 = (12 / 3)	14
PENRO SURIGAO DEL NORTE													
A. Regular Agency Fund (Fund Cluster Code 01)													
A.1. Revenue Collections		893,000.00	244,330.12	-	-	-	244,330.12	247,396.87	-	247,396.87	(648,669.88)	-73%	
A.1.1 Cash Revenue		893,000.00	244,330.12	-	-	-	244,330.12	247,396.87	-	247,396.87	(648,669.88)	-73%	
Tax		-	-	-	-	-	-	-	-	-	-		
Tax on Forest Products	40103060 00						-	-		-	-		
Non-Tax		893,000.00	244,330.12	-	-	-	244,330.12	247,396.87	-	247,396.87	(648,669.88)	-73%	
Other Permit Fees	40201010 99	110,000.00	3,080.00				3,080.00	3,180.00		3,180.00	(106,920.00)	-97%	
Registration Fees	40201020 00	66,000.00	115,358.00				115,358.00	115,858.00		115,858.00	49,358.00	75%	
Certification Fees	40201040 02	110,000.00	38,414.00				38,414.00	39,284.00		39,284.00	(71,586.00)	-65%	
Legal Fees	40201090 00	2,000.00	100.00				100.00	100.00		100.00	(1,900.00)	-95%	
Inspection Fees	40201100 00						-	-		-	-		
Other Processing Fees	40201130 99						-	-		-	-	#DIV/0!	
Fines and Penalties - Service Income	40202230 00						-	-		-	-		
Other Service Income	40201990 99	165,000.00	87,293.50				87,293.50	88,890.25		88,890.25	(77,706.50)	-47%	
Rent/Lease Income	40202050 00	440,000.00					-	-		-	(440,000.00)	-100%	
Gain on Sale of Property, Plant and Equipment	40501040 00						-	-		-	-		
Miscellaneous Income (e.g., liquidated damages, proceeds from sale of unserviceable PPE, etc.)	40609990 00		84.62				84.62	84.62		84.62	84.62		
A.1.2 Non-Cash Revenue		-	-	-	-	-	-	-	-	-	-		
Tax		-	-	-	-	-	-	-	-	-	-		
Non-Tax		-	-	-	-	-	-	-	-	-	-		
Collections effected through outright deductions from claims													
Miscellaneous Income (e.g., liquidated damages)	40609990 00						-						
A.2. Non-Revenue Collections/Other Receipts		-	68,490.00	-	-	-	68,490.00	68,490.00	-	68,490.00	68,490.00		
A.2.1 Cash Receipts		-	68,490.00	-	-	-	68,490.00	68,490.00	-	68,490.00	68,490.00		
Others		-	68,490.00	-	-	-	68,490.00	68,490.00	-	68,490.00	68,490.00		
Refund of Cash Advances	10101010 00		11,300.00				11,300.00	11,300.00		11,300.00	11,300.00		
Refund of Overpayments	30101010 00		57,190.00				57,190.00	57,190.00		57,190.00	57,190.00		
A.2.2 Non-Cash Receipts		-	-					-	-	-	-		
Collections effected through outright deductions from claims											-		
Overpayment of expenses							-						
SUB-TOTAL SURIGAO DEL NORTE		893,000.00	312,820.12	-	-	-	312,820.12	315,886.87	-	315,886.87	(580,179.88)		

Amount remitted to Btr Includes prior year,s income Php3,066.75

QUARTERLY REPORT OF REVENUE AND OTHER RECEIPTS

As at the Quarter Ending March 31, 2022

Department : DEPARTMENT OF ENVIRONMENT AND NATURAL RESOURCES
 Agency/Entity : REGION 13
 Operating Unit : CONSOLIDATED
 Organization Code (UACS) : 10-001
 Fund Cluster : 01 - REGULAR AGENCY FUND

Classification/Sources of Revenue and Other Receipts	UACS CODE	REVENUE TARGET (Annual) per BESF	Actual Revenue and Other Receipts Collections								Variance		Remarks
			1st Quarter	2nd Quarter	3rd Quarter	4th Quarter	TOTAL	Remittance to BTr	Deposited with AGDB	Total	Amount	%	
1	2	3	4	5	6	7	8=(4+5+6+7)	9	10	11=(9+10)	12=(8-3)	13 = (12 / 3)	14
PENRO SURIGAO DEL SUR													
A. Regular Agency Fund (Fund Cluster Code 01)													
A.1. Revenue Collections		2,326,000.00	2,534,467.99	-	-	-	2,534,467.99	2,518,367.99	-	2,518,367.99	208,467.99	9%	
A.1.1 Cash Revenue		2,326,000.00	2,534,467.99	-	-	-	2,534,467.99	2,518,367.99	-	2,518,367.99	208,467.99	9%	
Tax		800,000.00	2,167,245.84	-	-	-	2,167,245.84	2,167,245.84	-	2,167,245.84	1,367,245.84	171%	
Tax on Forest Products	40103060 00	800,000.00	2,167,245.84				2,167,245.84	2,167,245.84		2,167,245.84	1,367,245.84	171%	
Non-Tax		1,526,000.00	367,222.15	-	-	-	367,222.15	351,122.15	-	351,122.15	(1,158,777.85)	-76%	
Other Permit Fees	40201010 99	50,000.00	715.00				715.00	715.00		715.00	(49,285.00)	-99%	
Registration Fees	40201020 00	20,000.00	20,530.00				20,530.00	20,530.00		20,530.00	530.00	3%	
Certification Fees	40201040 02	400,000.00	85,560.00				85,560.00	85,560.00		85,560.00	(314,440.00)	-79%	
Legal Fees	40201090 00						-	-		-	-		
Inspection Fees	40201100 00	1,000.00					-	-		-	(1,000.00)	-100%	
Other Processing Fees	40201130 99	100,000.00	15,035.00				15,035.00	14,435.00		14,435.00	(84,965.00)	-85%	
Fines and Penalties - Service Income	40201140 00	5,000.00	2,506.84				2,506.84	2,506.84		2,506.84	(2,493.16)		
Other Service Income	40201990 99	250,000.00	134,434.22				134,434.22	118,934.22		118,934.22	(115,565.78)	-46%	
Rent/Lease Income	40202050 00	700,000.00	71,790.25				71,790.25	71,790.25		71,790.25	(628,209.75)	-90%	
Gain on Sale of Property, Plant and Equipment	40501040 00						-	-		-	-		
Miscellaneous Income (e.g., liquidated damages, proceeds from sale of unserviceable PPE, etc.)	40609990 00		36,650.84				36,650.84	36,650.84		36,650.84	36,650.84		
A.1.2 Non-Cash Revenue		-	-	-	-	-	-	-	-	-	-		
Tax		-	-	-	-	-	-	-	-	-	-		
BTr Documentary Stamp Tax							-						
Non-Tax		-	-	-	-	-	-	-	-	-	-		
Collections effected through outright deductions from claims													
Miscellaneous Income (e.g., liquidated damages)	40609990 00						-			-			
A.2. Non-Revenue Collections/Other Receipts		-	-	-	-	-	-	-	-	-	-		
A.2.1 Cash Receipts		-	-	-	-	-	-	-	-	-	-		
Others		-	-	-	-	-	-	-	-	-	-		
Refund of Cash Advances	10101010 00						-	-		-	-		
Refund of Overpayments	50201010 00						-	-		-	-		
A.2.2 Non-Cash Receipts		-	-	-	-	-	-	-	-	-	-		
Collections effected through outright deductions from claims											-		
Overpayment of expenses							-						
SUB-TOTAL SURIGAO DEL SUR		2,326,000.00	2,534,467.99	-	-	-	2,534,467.99	2,518,367.99	-	2,518,367.99	208,467.99		

QUARTERLY REPORT OF REVENUE AND OTHER RECEIPTS
As at the Quarter Ending March 31, 2022

Department : DEPARTMENT OF ENVIRONMENT AND NATURAL RESOURCES
Agency/Entity : REGION 13
Operating Unit : CONSOLIDATED
Organization Code (UACS) : 10-001
Fund Cluster : 01 - REGULAR AGENCY FUND

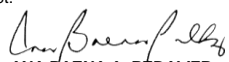
Classification/Sources of Revenue and Other Receipts	UACS CODE	REVENUE TARGET (Annual) per BESF	Actual Revenue and Other Receipts Collections								Variance		Remarks
			1st Quarter	2nd Quarter	3rd Quarter	4th Quarter	TOTAL	Remittance to BTr	Deposited with AGDB	Total	Amount	%	
1	2	3	4	5	6	7	8=(4+5+6+7)	9	10	11=(9+10)	12=(8-3)	13 = (12 / 3)	14
PENRO DINAGAT ISLANDS													
A. Regular Agency Fund (Fund Cluster Code 01)													
A.1. Revenue Collections		5,501,000.00	6,936,375.81	-	-	-	6,936,375.81	6,935,709.81	-	6,935,709.81	1,435,375.81	26%	
A.1.1 Cash Revenue		5,501,000.00	6,936,375.81	-	-	-	6,936,375.81	6,935,709.81	-	6,935,709.81	1,435,375.81	26%	
Tax		3,500,000.00	6,892,529.57	-	-	-	6,892,529.57	6,892,529.57	-	6,892,529.57	3,392,529.57		
Tax on Forest Products	40103060 00	3,500,000.00	6,892,529.57				6,892,529.57	6,892,529.57		6,892,529.57	3,392,529.57		
Non-Tax		2,001,000.00	43,846.24	-	-	-	43,846.24	43,180.24	-	43,180.24	(1,957,153.76)	-98%	
Other Permit Fees	40201010 99	444,000.00	12,400.00				12,400.00	12,250.00		12,250.00	(431,600.00)	-97%	
Registration Fees	40201020 00	22,000.00	23,880.00				23,880.00	23,700.00		23,700.00	1,880.00	9%	
Certification Fees	40201040 02	7,000.00	352.00				352.00	316.00		316.00	(6,648.00)	-95%	
Legal Fees	40201090 00						-	-		-	-		
Inspection Fees	40201100 00						-	-		-	-		
Other Processing Fees	40201130 99						-	-		-	-	#DIV/0!	
Fines and Penalties - Service Income	40201140 00						-	-		-	-		
Other Service Income	40201990 99	34,000.00	7,214.24				7,214.24	6,914.24		6,914.24	(26,785.76)	-79%	
Rent/Lease Income	40202050 00	1,494,000.00					-	-		-	(1,494,000.00)	-100%	
Gain on Sale of Property, Plant and Equipment	40501040 00						-	-		-	-		
Miscellaneous Income (e.g., liquidated damages, proceeds from sale of unserviceable PPE, etc.)	40609990 00						-	-		-	-		
A.1.2 Non-Cash Revenue		-	-	-	-	-	-	-	-	-	-		
Tax		-	-	-	-	-	-	-	-	-	-		
Non-Tax		-	-	-	-	-	-	-	-	-	-		
Collections effected through outright deductions from claims													
Miscellaneous Income (e.g., liquidated damages)	40609990 00						-						
A.2. Non-Revenue Collections/Other Receipts		-	-	-	-	-	-	-	-	-	-		
A.2.1 Cash Receipts		-	-	-	-	-	-	-	-	-	-		
Others		-	-	-	-	-	-	-	-	-	-		
Refund of Cash Advances	10101010 00						-	-		-	-		
Refund of Overpayments	30101010 00						-	-		-	-		
Disallowances							-	-		-	-		
Prior Years Remittance of Income							-	-		-	-		
Others (e.g. AWOP)							-			-			
							-			-			
A.2.2 Non-Cash Receipts		-	-	-	-	-	-	-	-	-	-		
Collections effected through outright deductions from claims													
Overpayment of expenses							-						
SUB-TOTAL PROVINCE OF DINAGAT ISLANDS		5,501,000.00	6,936,375.81	-	-	-	6,936,375.81	6,935,709.81	-	6,935,709.81	1,435,375.81		

QUARTERLY REPORT OF REVENUE AND OTHER RECEIPTS
As at the Quarter Ending March 31, 2022


Department : DEPARTMENT OF ENVIRONMENT AND NATURAL RESOURCES
Agency/Entity : REGION 13
Operating Unit : CONSOLIDATED
Organization Code (UACS) : 10-001
Fund Cluster : 01 - REGULAR AGENCY FUND

Classification/Sources of Revenue and Other Receipts	UACS CODE	REVENUE TARGET (Annual) per BESF	Actual Revenue and Other Receipts Collections								Variance		Remarks
			1st Quarter	2nd Quarter	3rd Quarter	4th Quarter	TOTAL	Remittance to BTr	Deposited with AGDB	Total	Amount	%	
1	2	3	4	5	6	7	8=(4+5+6+7)	9	10	11=(9+10)	12=(8-3)	13 = (12 / 3)	14
CONSOLIDATED REGION 13													
A. Regular Agency Fund (Fund Cluster Code 01)													
A.1. Revenue Collections		16,031,992.00	12,911,788.26	-	-	-	12,911,788.26	12,898,089.01	-	12,898,089.01	(3,120,203.74)	-19%	
A.1.1 Cash Revenue		16,031,992.00	12,911,788.26	-	-	-	12,911,788.26	12,898,089.01	-	12,898,089.01	(3,120,203.74)	-19%	
Tax		6,803,700.00	9,561,822.57	-	-	-	9,561,822.57	9,561,822.57	-	9,561,822.57	2,758,122.57	41%	
Tax on Forest Products	40103060 00	6,803,700.00	9,561,822.57	-	-	-	9,561,822.57	9,561,822.57	-	9,561,822.57	2,758,122.57	41%	
Non-Tax		9,228,292.00	3,349,965.69	-	-	-	3,349,965.69	3,336,266.44	-	3,336,266.44	(5,878,326.31)	-64%	
Other Permit Fees	40201010 99	862,378.00	58,842.50	-	-	-	58,842.50	58,792.50	-	58,792.50	(803,535.50)	-93%	
Registration Fees	40201020 00	181,762.00	235,648.00	-	-	-	235,648.00	235,968.00	-	235,968.00	53,886.00	30%	
Certification Fees	40201040 02	1,663,070.00	544,730.00	-	-	-	544,730.00	545,564.00	-	545,564.00	(1,118,340.00)	-67%	
Legal Fees	40201090 00	2,300.00	300.00	-	-	-	300.00	300.00	-	300.00	(2,000.00)	-87%	
Inspection Fees	40201100 00	53,020.00	13,039.74	-	-	-	13,039.74	13,039.74	-	13,039.74	(39,980.26)	-75%	
Other Processing Fees	40201130 99	497,616.00	74,028.24	-	-	-	74,028.24	73,428.24	-	73,428.24	(423,587.76)	-85%	
Fines and Penalties - Service Income	40201140 00	25,000.00	22,226.84	-	-	-	22,226.84	22,226.84	-	22,226.84	(2,773.16)	-11%	
Other Service Income	40201990 99	819,000.00	377,295.67	-	-	-	377,295.67	363,092.42	-	363,092.42	(441,704.33)	-54%	
Rent/Lease Income	40202050 00	4,924,146.00	1,919,139.89	-	-	-	1,919,139.89	1,919,139.89	-	1,919,139.89	(3,005,006.11)	-61%	
Gain on Sale of Property, Plant and Equipment	40501040 00	100,000.00	-	-	-	-	-	-	-	-	(100,000.00)	-100%	
Fines and Penalties - Service Income	40202230 00	-	-	-	-	-	-	-	-	-	-	#DIV/0!	
Miscellaneous Income (e.g., liquidated damages, proceeds from sale of unserviceable PPE, etc.)	40609990 00	100,000.00	104,714.81	-	-	-	104,714.81	104,714.81	-	104,714.81	4,714.81	5%	
Interest Income	40202210 00	-	-	-	-	-	-	-	-	-	-	#DIV/0!	
A.1.2 Non-Cash Revenue		-	-	-	-	-	-	-	-	-	-	-	
Tax		-	-	-	-	-	-	-	-	-	-	-	
Non-Tax		-	-	-	-	-	-	-	-	-	-	-	
Income from Grants and Donation in Kind	40601020 00	-	-	-	-	-	-	-	-	-	-	-	
A.2. Non-Revenue Collections/Other Receipts		-	995,351.42	-	-	-	995,351.42	995,351.42	-	995,351.42	995,351.42		
A.2.1 Cash Receipts		-	995,351.42	-	-	-	995,351.42	995,351.42	-	995,351.42	995,351.42		
Others		-	995,351.42	-	-	-	995,351.42	995,351.42	-	995,351.42	995,351.42		
Refund of Cash Advances	10101010 00	-	244,179.74	-	-	-	244,179.74	244,179.74	-	244,179.74	244,179.74		
Refund of Overpayments	30101010 00	-	120,516.22	-	-	-	120,516.22	120,516.22	-	120,516.22	120,516.22		
Disallowances	30101010 00	-	627,884.00	-	-	-	627,884.00	627,884.00	-	627,884.00	627,884.00		
Trust Liabilities	20401010 00	-	-	-	-	-	-	-	-	-	-		
Refund of Tax Withheld	20101010 00	-	2,771.46	-	-	-	2,771.46	2,771.46	-	2,771.46	2,771.46		
GRAND TOTAL CONSOLIDATED		16,031,992.00	13,907,139.68	-	-	-	13,907,139.68	13,893,440.43	-	13,893,440.43	(2,124,852.32)		


Certified Correct:


ANA BAENA A. PEDALIZO
Chief, Accounting Section
04/05/22

Recommending Appr:


ELSALYN J. EVANGELIO
OIC Chief, Finance Division
04/05/22

Approved:


NONITO M. TAMAYO, CESO III
Regional Executive Director
04/05/22