

**MONTHLY REPORT OF DISBURSEMENTS**  
For the month of March 1-31, 2024

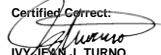
Department : Department of Environment and Natural Resources (DENR)  
 Agency/Entity : Office of the Secretary  
 Operating Unit : Regional Office XIII Consolidated  
 Organization Code : 10 001 0300016  
 Fund Cluster : 01 Regular Agency Fund


Particulars	Current Year Budget					Prior Year's Budget											SUB-TOTAL	Trust Liabilities				Grand Total					Remarks
	PS	MOOE	FinEx	CO	TOTAL	Prior Year's Accounts Payable					Current Year's Accounts Payable							PS	MOOE	CO	TOTAL	PS	MOOE	FinEx	CO	TOTAL	
						PS	MOOE	FinEx	CO	Sub-Total	PS	MOOE	FinEx	CO	Sub-Total	PS											
1	2	3	4	5	6=(2+3+4+5)	7	8	9	10	11=(7+8+9+10)	12	13	14	15	16=(12+13+14+15)	17=(11+16)	18=(6+17)	19	20	21	22=(19+20+21)	23	24	25	26	27=(23+24+25+26)	28
CASH DISBURSEMENTS	46,180,181.07	25,644,591.87	0.00	5,071,916.00	76,896,688.94	2,762,252.75	8,690,592.54	0.00	14,799,390.37	26,252,235.66	0.00	1,920,375.00	0.00	0.00	19,203,75.00	28,172,610.66	105,069,299.60	0.00	0.00	0.00	0.00	48,942,433.82	36,255,559.41	0.00	19,871,306.37	105,069,299.60	
Notice of Cash Allocation (NCA)	46,180,181.07	25,644,591.87	0.00	5,071,916.00	76,896,688.94	2,762,252.75	8,690,592.54	0.00	14,799,390.37	26,252,235.66	0.00	1,920,375.00	0.00	0.00	19,203,75.00	28,172,610.66	105,069,299.60	0.00	0.00	0.00	0.00	48,942,433.82	36,255,559.41	0.00	19,871,306.37	105,069,299.60	
MDS Checks Issued	8,463,559.71	4,395,906.48	0.00	0.00	12,859,466.19	254,605.54	587,096.43	0.00	0.00	841,701.97	0.00	0.00	0.00	0.00	841,701.97	13,701,168.16	0.00	0.00	0.00	0.00	8,718,165.25	4,983,002.91	0.00	0.00	13,701,168.16		
Advice to Debit Account	37,716,621.36	21,248,685.39	0.00	5,071,916.00	64,037,222.75	2,507,647.21	8,103,496.11	0.00	14,799,390.37	25,410,533.69	0.00	1,920,375.00	0.00	0.00	19,203,75.00	27,330,908.69	91,368,131.44	0.00	0.00	0.00	0.00	40,224,288.57	31,272,556.50	0.00	19,871,306.37	91,368,131.44	
Notice of Transfer Allocations (NTA)	0.00	0.00	0.00	0.00	0.00	0.00	0.00	0.00	0.00	0.00	0.00	0.00	0.00	0.00	0.00	0.00	0.00	0.00	0.00	0.00	0.00	0.00	0.00	0.00	0.00	0.00	0.00
MDS Checks Issued	0.00	0.00	0.00	0.00	0.00	0.00	0.00	0.00	0.00	0.00	0.00	0.00	0.00	0.00	0.00	0.00	0.00	0.00	0.00	0.00	0.00	0.00	0.00	0.00	0.00	0.00	0.00
Advice to Debit Account	0.00	0.00	0.00	0.00	0.00	0.00	0.00	0.00	0.00	0.00	0.00	0.00	0.00	0.00	0.00	0.00	0.00	0.00	0.00	0.00	0.00	0.00	0.00	0.00	0.00	0.00	0.00
Working Fund for FAPs	0.00	0.00	0.00	0.00	0.00	0.00	0.00	0.00	0.00	0.00	0.00	0.00	0.00	0.00	0.00	0.00	0.00	0.00	0.00	0.00	0.00	0.00	0.00	0.00	0.00	0.00	0.00
Cash Disbursement Ceiling (CDC)	0.00	0.00	0.00	0.00	0.00	0.00	0.00	0.00	0.00	0.00	0.00	0.00	0.00	0.00	0.00	0.00	0.00	0.00	0.00	0.00	0.00	0.00	0.00	0.00	0.00	0.00	0.00
<b>TOTAL CASH DISBURSEMENTS</b>	<b>46,180,181.07</b>	<b>25,644,591.87</b>	<b>0.00</b>	<b>5,071,916.00</b>	<b>76,896,688.94</b>	<b>2,762,252.75</b>	<b>8,690,592.54</b>	<b>0.00</b>	<b>14,799,390.37</b>	<b>26,252,235.66</b>	<b>0.00</b>	<b>1,920,375.00</b>	<b>0.00</b>	<b>0.00</b>	<b>19,203,75.00</b>	<b>28,172,610.66</b>	<b>105,069,299.60</b>	<b>0.00</b>	<b>0.00</b>	<b>0.00</b>	<b>0.00</b>	<b>48,942,433.82</b>	<b>36,255,559.41</b>	<b>0.00</b>	<b>19,871,306.37</b>	<b>105,069,299.60</b>	
NON-CASH DISBURSEMENTS	1,349,668.30	173,069.35	0.00	203,532.62	1,726,270.27	44,150.00	354,938.51	0.00	669,389.88	1,068,478.39	0.00	128,025.00	0.00	0.00	1,068,478.39	2,794,748.66	0.00	0.00	0.00	0.00	1,393,818.30	656,032.86	0.00	872,922.50	2,922,773.66		
Tax Remittance Advices Issued (TRA)	1,349,668.30	173,069.35	0.00	203,532.62	1,726,270.27	44,150.00	354,938.51	0.00	669,389.88	1,068,478.39	0.00	128,025.00	0.00	0.00	1,068,478.39	2,794,748.66	0.00	0.00	0.00	0.00	1,393,818.30	656,032.86	0.00	872,922.50	2,922,773.66		
Non-Cash Availment Authority (NCAA)	0.00	0.00	0.00	0.00	0.00	0.00	0.00	0.00	0.00	0.00	0.00	0.00	0.00	0.00	0.00	0.00	0.00	0.00	0.00	0.00	0.00	0.00	0.00	0.00	0.00	0.00	0.00
Disbursements effected through outright deductions from claims (please specify...)	0.00	0.00	0.00	0.00	0.00	0.00	0.00	0.00	0.00	0.00	0.00	0.00	0.00	0.00	0.00	0.00	0.00	0.00	0.00	0.00	0.00	0.00	0.00	0.00	0.00	0.00	0.00
Overpayment of expenses(e.g. personnel benefits)	0.00	0.00	0.00	0.00	0.00	0.00	0.00	0.00	0.00	0.00	0.00	0.00	0.00	0.00	0.00	0.00	0.00	0.00	0.00	0.00	0.00	0.00	0.00	0.00	0.00	0.00	0.00
Restitution for loss of government property	0.00	0.00	0.00	0.00	0.00	0.00	0.00	0.00	0.00	0.00	0.00	0.00	0.00	0.00	0.00	0.00	0.00	0.00	0.00	0.00	0.00	0.00	0.00	0.00	0.00	0.00	0.00
Liquidated damages and similar claims	0.00	0.00	0.00	0.00	0.00	0.00	0.00	0.00	0.00	0.00	0.00	0.00	0.00	0.00	0.00	0.00	0.00	0.00	0.00	0.00	0.00	0.00	0.00	0.00	0.00	0.00	0.00
Others(TEF, BTr-Documentary Stamp Tax, etc.)	0.00	0.00	0.00	0.00	0.00	0.00	0.00	0.00	0.00	0.00	0.00	0.00	0.00	0.00	0.00	0.00	0.00	0.00	0.00	0.00	0.00	0.00	0.00	0.00	0.00	0.00	0.00
<b>TOTAL NON-CASH DISBURSEMENTS</b>	<b>1,349,668.30</b>	<b>173,069.35</b>	<b>0.00</b>	<b>203,532.62</b>	<b>1,726,270.27</b>	<b>44,150.00</b>	<b>354,938.51</b>	<b>0.00</b>	<b>669,389.88</b>	<b>1,068,478.39</b>	<b>0.00</b>	<b>128,025.00</b>	<b>0.00</b>	<b>0.00</b>	<b>1,068,478.39</b>	<b>2,794,748.66</b>	<b>0.00</b>	<b>0.00</b>	<b>0.00</b>	<b>0.00</b>	<b>1,393,818.30</b>	<b>656,032.86</b>	<b>0.00</b>	<b>872,922.50</b>	<b>2,922,773.66</b>		
<b>GRAND TOTAL</b>	<b>47,529,849.37</b>	<b>25,817,661.22</b>	<b>0.00</b>	<b>5,275,448.62</b>	<b>78,622,959.21</b>	<b>2,806,402.75</b>	<b>9,045,531.05</b>	<b>0.00</b>	<b>15,468,780.25</b>	<b>27,320,714.05</b>	<b>0.00</b>	<b>2,048,400.00</b>	<b>0.00</b>	<b>0.00</b>	<b>20,484,000.00</b>	<b>29,241,089.05</b>	<b>107,864,048.26</b>	<b>0.00</b>	<b>0.00</b>	<b>0.00</b>	<b>0.00</b>	<b>50,336,252.12</b>	<b>36,911,592.27</b>	<b>0.00</b>	<b>20,744,228.87</b>	<b>107,992,073.26</b>	


**SUMMARY**

Particulars	Previous Report (2)	This Month (3)	As at Date (4)
Total Disbursement Authorities Received	107,317,262.90	107,522,124.66	214,839,387.56
NCA	103,085,000.00	81,393,000.00	184,478,000.00
NTA	1,090,000.00	23,206,351.00	24,296,351.00
Working Fund	0.00	0.00	0.00
TRA	3,142,262.90	2,922,773.66	6,065,036.56
CDC	0.00	0.00	0.00
NCAA	0.00	0.00	0.00
Less: Notice of Transfer of Allocations (NTA)* issued	0.00	0.00	0.00
Total Disbursement Authorities Available	107,317,262.90	107,522,124.66	214,839,387.56
Less:	0.00	0.00	0.00
Lapsed NCA	0.00	1,387.73	1,387.73
Disbursements	106,845,926.57	107,992,073.26	214,837,999.83
Less: Other Non-Cash Disbursements	0.00	0.00	0.00
Disbursements effected through outright deductions from claims	0.00	0.00	0.00
Overpayment of expenses(e.g. personnel benefits)	0.00	0.00	0.00
Restitution for loss of government property	0.00	0.00	0.00
Liquidated damages and similar claims	0.00	0.00	0.00
Others (e.g. TEF, BTr, Docs Stamp, etc.)	0.00	0.00	0.00
Add/Less: Adjustments (e.g. cancelled/staled checks)	0.00	0.00	0.00
Balance of Disbursement Authorities as at date	471,336.33	(471,336.33)	0.00
Total Disbursements Program	107,317,262.90	107,522,124.66	214,839,387.56
Less: *Actual Disbursements	106,845,926.57	107,992,073.26	214,837,999.83
(Over)/Under spending	471,336.33	(469,948.60)	1,387.73

Notes: \* The use of NTA is discouraged  
 Notes: \*\* Amounts should tally with the grand total disbursement (column 27).

Certified Correct:  
  
 IVY JEAN J. TURNO  
 OIC, Chief Accounting Division  
 Date: April 01, 2024

Recommending Approval:  
  
 ANA BAENA A. PEDALIZO  
 OIC, Chief, Finance Division  
 Date: April 01, 2024

Approved By:  
  
 NONITO M. TAMAYO, CESO III  
 Regional Executive Director  
 Date: April 01, 2024